

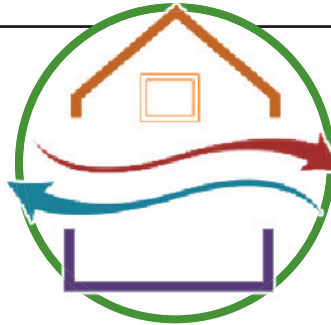
How to clean up water damage after a leak



Leak

We're sorry to hear you have recently suffered a leak in your home.

Plumbing accidents, such as burst pipes, often leave a big mess.



Air and heat

Open windows and doors, letting air circulate around the house, making sure the areas affected are ventilated and heated.



Repair

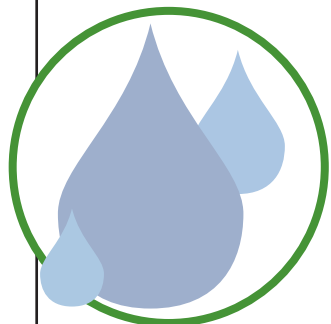
Our operatives will perform the necessary repairs to stop the leak.



Clean


The damaged areas need to be cleaned. Use a fungicidal treatment or spray.

You can buy this type of spray in most supermarkets and DIY stores.



Water damage

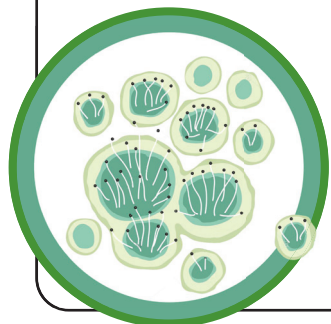
Damp areas left untreated can cause serious damage.



Wash and dry

Wash items as normal before you use again.

Dry thoroughly in the open air where possible. Remove wet carpet where possible.



Mould

A small amount of water can cause mildew and mould to grow within 24 to 48 hours.

Left untreated it will continue to grow



Fast action

Quickly carrying out the above actions after we have repaired the leak, will help keep damp and mould growth away from your home.

